



Mettallic Mat Stellar Blue (YUA)

Pearl Grace White (Q1S)

Metallic Mat Black No.2 (YKV)

Specifications

Overall length	1,835 mm (72.2 in.)	Lubrication system	Forced feed circulation, Wet sump
Overall width	690 mm (27.2 in.)	Transmission	CVT
Overall height	1,155 mm (45.5 in.)	Suspension Front	Telescopic, coil spring, oil damped
Wheelbase	1,260 mm (49.6 in.)	Suspension Rear	Swingarm type, coil spring, oil damped
Ground clearance	160 mm (6.3 in.)	Rake / trail	26° 30' / 88 mm (3.5 in.)
Seat height	770 mm (30.3 in.)	Brakes Front	Disc
Curb mass	106 kg (233.7 lbs.)	Brakes Rear	Drum
Engine type	4-stroke, 1-cylinder, air-cooled, SOHC	Tires Front	90/90-12 44J, tubeless
Bore x stroke	52.5 mm x 57.4 mm (2.1 in. x 2.3 in.)	Tires Rear	90/100-10 53J, tubeless
Engine displacement	124 cm³ (7.6 cu. in.)	Ignition system	Electronic ignition (transistorized)
Compression ratio	10.3 : 1	Fuel tank capacity	5.3 L (1.4 / 1.2 US / Imp gal)
Fuel system	Fuel injection	Oil capacity (overhaul)	0.8 L (0.2 / 0.2 US / Imp qt)
Starter system	Electric + Kick	*European Spec. shown	

Genuine Accessories



Meter Visor (Smoked Tint)



Plastic Top Case (27L)



Cushion for Top Case



Rear Carrier



Top Case Adapter Plate

Meter Visor (Smoked Tint)
The stylish and sophisticated appearance of the Meter Visor blends seamlessly with the overall look of the scooter, and fits in perfectly with the handle cover area. It is smoked tint.

Plastic Top Case (27L)
A top case adorned with the SUZUKI logo.
Maximum load: 3 kg / Capacity: 27 liter
Note: To install this accessory, you need to purchase the Rear Carrier and Top Case Adapter Plate, which are sold separately.

Cushion for Top Case
This accessory provides well-cushioned padding where the passenger's back meets the top case.
Note: It is not a backrest. Do not put your weight on it.

Rear Carrier / Top Case Adapter Plate

Standard and optional equipment available may vary for individual markets. Please enquire at your dealers, as specifications and illustrations may refer to models not available in your region. SUZUKI MOTOR CORPORATION reserves the right to change, without notice, prices, colors, materials, equipment, specifications and models, and also to discontinue models.

All photographs in this leaflet were taken with relevant permission. Images of the vehicles without number plates on public roads are composite photos.

- Always wear a helmet, eye protection and protective clothing.
- Enjoy riding safety.
- Read your Owner's Manual carefully.
- Never ride under the influence of alcohol or other drugs.



Suzuki Motor Corporation

300 Takatsuka-cho, Chuo-ku, Hamamatsu-shi, Shizuoka 432-8611 JAPAN
www.globalsuzuki.com

Address 125 (UZ125NEWM6) Product Information
99999-A7210-261 Jan. '25



Address 125





The Classic Commuter

Refined styling with classic appeal

Experience the timeless joy and exhilaration of two-wheeled urban freedom.

Enjoy the stylish beauty of curvaceous form punctuated by attractive body lines and chrome-plated accents. Much more than just a practical, fuel-efficient scooter that delivers satisfying and responsive performance you will find ideal for everyday use, the Address 125 lets you make a statement about who you are and where you like to go.



LED Headlight and LED Position Light

The LED headlight helps you see the road ahead better at night, and its bright chrome surround lends a premium touch to the Address 125's classic appeal. A new U-shaped LED position light in the upper center of the face combines with the sharp vertical design of the turn signals that flank it to create the model's signature look.



LED tail light

The LED tail light's distinctive U-shaped illumination pattern accentuates the rear styling. Flanking it are turn signals featuring chrome surrounds and meticulously cut lenses.



Comfortable seat

Long and well-padded, the updated seat features a flatter design that, while maintaining the same hip point, affords both you and your passenger with greater comfort when riding two-up, even when riding on cobblestones. Its carefully crafted shape is optimized to make it easy to plant your feet on the ground when stopped, despite the Address 125's ample ground clearance.




Distinctive emblems

The raised lettering of the updated nameplates blends naturally with the side panel styling and, together with the chrome "S" brand emblem in the front center, heighten the model's premium feel.



Grab bar and aluminum pillion footpegs

A large grab bar wraps around the back of the seat to lend the passenger extra reassurance and comfort, while also adding stylish flair. Lighter, longer new die-cast aluminum pillion footpegs fold out to offer the passenger a more comfortable ride.



Concealed tail-mounted fuel cap

This unique design facilitates easy refueling without having to open the seat, and without the worry of soiling the floorboard or items that might be hanging from the utility hooks. The cap is concealed beneath a new lid that can be opened using the ignition key, making the design more attractive and more secure against tampering.





The Best of Both Worlds

A superb blend of performance and environmental responsibility

The Address 125 does much more than excel as a daily commuter and practical ride for tackling everyday chores. It is engineered to deliver strong low-end torque, quick acceleration and nimble handling, all while achieving optimum fuel economy and Euro 5+ compliant low emissions.



Efficient, powerful Suzuki Eco Performance (SEP) engine

Suzuki Eco Performance (SEP) is a forward-looking development concept aimed at optimizing all aspects of engine efficiency to bring you a superb balance of environmentally responsible operation and thoroughly satisfying performance. In other words, the SEP engine is part of an overall package that is built to deliver the best of both worlds. Thoroughly updated for 2025, the new engine produces greater torque at low- to mid-range speeds, contributing to even quicker, more responsive acceleration. Its powerful torque output excels in stop-and-go traffic, even when carrying a passenger. And it achieves this while complying with Euro 5+ emissions regulations. The engine now starts up more quietly thanks to the adoption of a roller type one-way clutch. The crankshaft was revised to accommodate this change, and the new clutch springs continue to allow engine starts at temperatures as low as -10°C. Moreover, as a reliable single-cylinder powerplant, the engine is easy to maintain and economical to run. A new regulator/rectifier with a condenser inside enables you to kick-start the Address 125, even if its battery dies. And, because its air-cooled design makes it compact and lightweight, the engine also contributes to realizing nimble handling and maximum comfort and utility.



Suzuki Easy Start System

Start the engine with one quick push of a button and off you go. A single switch that controls both the start and stop functions is conveniently located on the right handlebar for easy operation.



Stylish, functional muffler

Optimizing performance extends to the updated muffler, which houses a catalytic converter that helps achieve Euro 5+ compliance. The muffler's stylish chrome-plated cover is icing on the cake.



Cast aluminum wheels


The cast aluminum wheels adopt an attractive new design that also reduces weight. Shod with tubeless DUNLOP D307 N tires, they help deliver superior running performance and positive grip on wet surfaces. Well suited to European road conditions, the tires contribute to a smooth ride, even on cobblestones.



Multifunction full-digital instrument cluster

The full-digital instrument panel for the Address 125 features a compact LCD screen with a clean layout designed for intuitive operation, freeing you to concentrate on enjoying the riding experience. The screen's backlighting also helps maximize visibility in a wide range of riding situations. The Suzuki Eco Drive Indicator is a practical feature that lights up to offer instant feedback when you are riding in a fuel-efficient manner.

* All lights and indicators are illuminated in the photo for illustrative purposes.
* The Eco Drive Indicator does not automatically improve fuel economy but may help riders refine their riding efficiency and improve fuel consumption.



Combined Brake System

Suzuki's Combined Brake System supports well-balanced braking by distributing braking force to both the front and rear wheels when the left brake lever is operated. Stable stopping power is provided by a 190mm diameter disc brake in the front and a 120mm drum brake in the rear.

* The Combined Brake System is intended only to assist braking operation. We strongly recommend that riders normally use both brake levers to control the front and rear brakes when braking.

Rear brake lock

A switch on the left brake lever locks the rear wheel to keep the Address 125 in place when you stop. This enhances comfort and convenience by letting you remove both hands from the handlebars when stopped at a street light or in traffic.





Pleasing Practicality

Convenience with street smarts

Whether heading to school, the office, or picking up some groceries along the way, the Address 125 is packed with convenient utility features that make it easier to pack whatever gear you want to carry and take to the streets feeling more confident and ready to enjoy the ride. This includes practical features that lend greater peace of mind.



Underseat storage

Boasting a spacious design and upgraded capacity of 24.4L, the underseat utility compartment provides convenient space to store shopping bags, rain gear or other items and protect them from the elements.

- * The weight limit for items in the underseat compartment is 3kg.
- * Do not use the compartment to store items that are fragile, valuable, dangerous, or susceptible to heat.

Two underseat hooks

Two thick, strong hooks at the front of the underseat compartment make it easy to hang a pair of helmets* by their straps when parking.

- * It may not be possible to hang helmets of certain sizes or shapes.



Two front inner pockets

The left and right inner front pockets are easy to access, and each offers storage space large enough to hold a 500ml beverage or other small items you may want to keep close at hand.

- * Stowed items are shown for illustrative purposes only.
- * The storage weight limit of each front pocket is 0.5kg.
- * Do not use the front pockets to store items that are fragile, valuable, dangerous, or susceptible to heat.
- * Do not keep electronic equipment in the front pockets while riding as the vibration may cause damage.
- * Items may be displaced depending on their shape and riding conditions.
- * Using the USB outlet while the engine is idling or stopped may drain the battery. Be aware of battery drain when using the USB outlet.
- * Failure to observe the following instructions may result in damage to the scooter or connected device.
 - Do not connect any electronic device other than a mobile phone.
 - Do not use when washing the scooter or when it is raining.
- * Reattach the cap when the outlet is not in use.




USB outlet

A handy 2A USB outlet located just above the left front pocket lets you recharge your smartphone while out riding. An attractive blue LED remains lit as long as the ignition is turned on, making the outlet easy to locate at night or in other dark conditions.



Spacious floorboard

Both long and wide, the floorboard is designed to provide plenty of room for your legs, and lets you adjust your feet and find a comfortable riding position, even when carrying a passenger.



Theft deterrent key system

You can quickly open the shutter that conceals the ignition key hole using the magnetic mechanism coded to your key, even when wearing gloves. And the shutter closes again with a simple push of a button. There are also handy functions that let you open the seat or fuel lid using the ignition key.



Dual utility hooks

Offering greater convenience than accessing the underseat storage are a pair of sturdy hooks that let you hang various items, including shopping bags, up front with you. The back hook can be locked to better secure items, and can be folded out of the way when not in use.

- * The weight limit for each hook is 1.5kg.



Ample ground clearance

The Address 125 is designed to offer ample ground clearance for leaning well in corners and ably handling bumps in the road.



Side stand interlock system

A switch attached to the side stand prevents engine ignition to protect you against carelessly starting off with the stand extended. The Address 125 is also equipped with a redesigned center stand that reduces the effort needed to extend it by 23 percent.

