

PRESS INFORMATION

October 2016

GSX-R125 ABS



The Suzuki GSX-R series has defined sportbike performance for over 30 years, with more than a million sold worldwide (as of September 2016).

So the dedicated Suzuki engineers who have devoted their lives to the GSX-R take their responsibilities very seriously: Every GSX-R must be very light and the best performing in its class, in an unbeatable package.

Meet the revolutionary Suzuki GSX-R125 ABS, with the best power-to-weight ratio, torque-to-weight ratio and acceleration, plus nimble handling and great fuel economy in the 125cm³ class.

With aerodynamic bodywork. A lower seat height. A multi-function LCD instruments. Vertically stacked LED headlights. And a key-less, one-push starting system.

It is a dependable motorcycle designed to handle city traffic jams while commuting to school or work during the week. And it is also an exciting motorcycle ready for fun rides into the countryside on weekends.

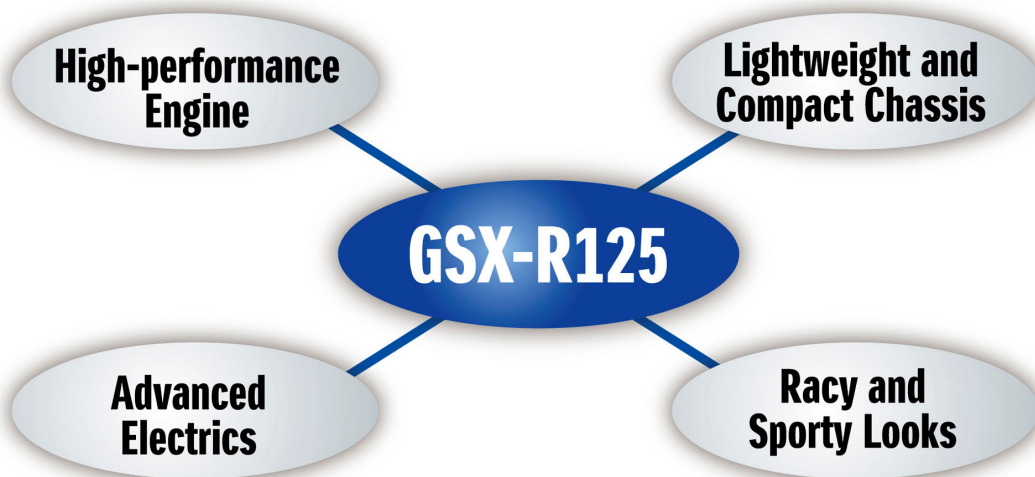
The GSX-R125 ABS is a motorcycle that's easy to ride and easy to be proud of. It has high-quality fit and finish, beautiful paint and graphics, and the sleek look of a MotoGP racebike. And it is backed by Suzuki's network of helpful dealers.



The product concept of GSX-R125 is;

A GSX-R To Revolutionize The Lightweight Class

- High-performance mechanism which comes from big bikes
- Top-class fuel efficiency
- The package of lightweight chassis and smooth power delivery enables easy riding in all condition
- Racy and sporty looks which is right for a sworn brother of SUZUKI legendary GSX-R series




Sleek And Aggressive Bodywork, Developed In The Wind Tunnel

- An aggressive look and a high-quality finish that reflects the heritage of the GSX-R series.
- Wind-tunnel development achieves, the sleek bodywork also enhances the GSX-R125 ABS's easy handling and aerodynamic performance.
- The smallest projected frontal area in the 125cm³ class, which contributes to better acceleration, fuel economy, and cruising stability by reducing lift and drag.
- The GSX-R125 ABS's smooth, strong fairing and bodywork pieces not only look great, they are also lighter than the bodywork used by competitors.



- 1) Most powerful engine in the class *125cm³ Sport Bike Class
 - ✓ High-performance, liquid-cooled, DOHC 4-valve power unit
 - ✓ Class-leading power-to-weight ratio and torque-to-weight ratio
 - ✓ Class-leading acceleration performance
 - ✓ Meeting the requirement of Euro4 and new WVTA
- 2) Low fuel economy
- 3) Lightest weight in the class *125cm³ Sport Bike Class
- 4) Lowest seat height in the class and sporty riding position
- 5) Slim and compact bodywork
- 6) Key-less ignition system and answer-back function
- 7) LED headlight
- 8) Informative multi-function full LCD gauge
- 9) Suzuki Easy Start System for one-push engine start
- 10) Dual exhaust muffler
- 11) Petal brake discs and sporty cast aluminum wheels
- 12) Racy and sporty looks with attention to details



4-stroke, 1-cylinder, liquid-cooled, DOHC 4-valve engine



Key-less ignition system




Compact key



LED headlight



Instrument cluster



Starter switch



Dual exhaust muffler



Petal brake disc and sporty wheel



Metallic Triton Blue [YSF]



Solid Black 50% Gloss [291]



Brilliant White [YUH]

Overall Length	1,975mm (77.8 in)
Overall width	670mm (26.3 in)
Overall height	1,070mm (42.1 in)
Wheelbase	1,300mm (51.2 in)
Ground clearance	150mm (5.9 in)
Seat height	785mm (30.9 in)
Curb mass	N/A
Engine type	4-stroke, 1-cylinder, liquid-cooled, DOHC
Bore x Stroke	62.0mm x 41.2mm (2.4 in x 1.6 in)
Engine displacement	124.4cm ³ (7.6 cu in)
Compression ratio	N/A
Fuel system	Fuel injection
Starter system	Electric
Lubrication system	Wet sump
Transmission	6-speed, constant mesh
Primary reduction ratio	N/A
Final reduction ratio	N/A
Front suspension	Telescopic, coil spring, oil damped
Rear suspension	Link type, coil spring, oil damped
Rake / trail	25.5° / 93.3mm (3.7 in)
Front brake	Disc (Petal)
Rear brake	Disc (Petal)
Front tire	90/80-17M/C, tubeless
Rear tire	130/70-17M/C, tubeless
Fuel tank capacity	11.0L (2.9 / 2.4US / Imp gal)

Specifications, appearances, color (including body color), equipment, materials and other aspects of the SUZUKI products shown in this press information are subject to change by Suzuki at any time without notice and they may vary depending on local conditions or requirements. Some models are not available in some territories. Each model may be discontinued without notice.

Please inquire at your local dealer for details of any such changes.

MORE DETAILS WILL BE FOLLOWED